




# *KITE*



We are going to talk  
about :

-The fabrication of one  
kite.



-Study & analysis the kite.

# THE FABRICATION OF ONE KITE


## THE MATERIALS TO USE :

- Stick
- Thread
- Plastic
- Cloth
- Scissors
- Fishline
- coconut leaf

# How to choose your coconut leaf ?




On this video we are gathering ...



On this picture we can see the beggin of our kite with the thread around it.



On this video we are putting the plastic and the cloth.





# Study & analysis of the kite.


.Kite with a thick plastic  
Area : 312.99 cm<sup>2</sup>




.Kite with a thin plastic  
Area : 336.41 cm<sup>2</sup>



*The strength of the wind on the kites on fine plastic*



*The strength of the wind on the kites on the thick plasti*



# The strength of the wind on the kites

.Kite with a thick

kite with a thin plastic



# NEXT TIME

.Can we make a kite with other types of materials ?

.How our ancestors manufactured their kite ?